



RACE GUIDE

MAY 12, 2024

TABLE OF CONTENTS

Schedule of Events	3
Area Map	4
Preparing for the race	5
Correct BIB number placement	7
Official Race Jersey	8
GFNY Gear	8
Spectators	9
The Start	10
Long Course	11
Medium Course	12
Important Race Information	13
After the race	17
Medal and Qualification	17
Official photography: Sportograf	19

SCHEDULE OF EVENTS

FRIDAY, MAY 10			
3:00PM	7:00PM	GFNY Kuala Lumpur Expo & Registration Setup	DATARAN MERDEKA
8:00PM	12:00AM	GFNY Kuala Lumpur Expo	DATARAN MERDEKA
SATURDAY, MAY 11			
10:00AM	6:00PM	GFNY Kuala Lumpur Registration open	DATARAN MERDEKA
10:00AM	12:00AM	Cultural Show, Mini Concert & GFNY KL Expo	DATARAN MERDEKA
SUNDAY, MAY 12			
5:45AM		Start area opens & recommended arrival time to the start area	DATARAN MERDEKA
6:40AM		Start corrals close	DATARAN MERDEKA
6:45AM		GFNY Kuala Lumpur flag off	DATARAN MERDEKA
10:00AM	12:00AM	GFNY Festival Opens	DATARAN MERDEKA
11:45AM		1st Multi finisher awards ceremony	DATARAN MERDEKA
10:45AM	1:15PM	Awards ceremony & Lunch	DATARAN MERDEKA
12:45PM		2nd Multi finisher awards ceremony	DATARAN MERDEKA
3:00PM		End of GFNY KL RACE	DATARAN MERDEKA

ADDRESSES FOR GPS

FRIDAY & SATURDAY	SUNDAY
Expo DATARAN MERDEKA	Parking for riders DATARAN MERDEKA PARKING
Parking Expo DATARAN MERDEKA PARKING	Timing Start 6:45AM
Drop off DATARAN MERDEKA	Timing Finish 12:45PM
	Post race Celebrations DATARAN MERDEKA
	Drop off DATARAN MERDEKA
	Parking for supporters DATARAN MERDEKA PARKING



PREPARING FOR THE RACE - TIMELINE

3 MONTHS OUT

1. When you are booking your flight, check the airline's policy for flying with a bike. We always recommend flying with your bike because it's the only way you're guaranteed to have exactly the model and size of the bike you want, with your desired components, saddle and pedals.
2. Keep up with any race-related news by checking our website, Facebook page and reading the email news. A lot of details pertaining to GFNY race prep are covered in the GFNY Daily Coffee podcast, available on [Apple Podcast](#), [Spotify](#), [Player FM](#), [Lybsin](#), [Stitcher](#), [Amazon Music](#) or any other favourite podcast streaming service.
3. **Get out and ride!** Get in the mileage and the climbing needed to prepare you for the race.

1 MONTH OUT

1. Go to your [gfny.cc](#) account and review your ticket for jersey size, distance, team name, emergency contact info - you can make changes to this ticket data until 21 days before the race.
2. **Get a complete bike tune up and put on new tires.** The leading problem of mechanicals on race day is riding with old, worn-out tires and not maintained bikes. If you are training your body to take part in GFNY, also prepare your bike to be race ready. Last-minute availability of bike parts is not guaranteed on site.
3. Your last chance to upgrade your corral to Club Corral is by the 21 day cutoff.
4. At 21 days before the race, we begin the number assignment process and no further athlete data changes are possible online. If you do have a change, visit us at the Athlete Solutions Desk at the expo.

2 WEEKS OUT

1. You will receive an email once Online Check-in is open, usually 2 weeks before race day. You can access the Check-in either by following the link in the email or by logging into your [GFNY.cc](#) account and clicking the Check-in button beside the race ticket.
2. Upon completing the Online Check-in, you will receive your GFNY Race Pass, which will contain your bib number, QR code and selected packet pickup time.
3. Read the Race Guide to get familiar with all the important race details and safety information.

PACKING

1. Review the GFNY Packing List to make sure you won't forget anything: [gfny.com/pdfs/checklist.pdf](#)
2. Always be ready for all kinds of weather and prepare clothing options for both on and off the bike.
 - Be sure to bring your floor pump, spare tires, spare tubes, and tools.
 - For warmth, in case of extreme weather, bring an emergency mylar blanket, extra headgear, extra gloves, extra cover socks.
 - Don't forget your preferred sports nutrition.
 - If it's pouring at home, you probably won't go out for a ride. But if you travel to a race, you will probably start, even if the weather is bad. So, make a tough day a little easier by having the right gear.
 - To be on the safe side, pack a set of clothing, cycling shoes, pedals and helmet in your carry-on, just in case any of your luggage gets lost or delayed. If you are really picky with your saddle, don't check it in either.

DEPARTURE TIME

1. Check the Schedule of Events page for all the race week activities like group rides, happy hour, expo hours, and more.
2. Check your travel itinerary like flight times, hotel info, airport transfers, how to get to the expo & start line.

RACE WEEK

1. Enjoy all the fun stuff that the destination has to offer.
2. Ride parts of the course to get comfortable with your new environment.
3. Don't forget rest & relaxation. Good sleep will be the key to feeling good on race day.

RACE PACKET PICKUP

In-person race packet pickup is mandatory. Each participant must come in person to check-in and pick up their race materials.

ARRIVING TO THE GFNY KL RACE PACKET PICKUP, EXPO & FESTIVAL

The [Dataran Merdeka Parking](#) will be available for cyclists from Friday to Sunday. Once you park there, you are 2 minutes away from the Race Packet Pickup, Expo & Festival.

THINGS TO BRING WITH YOU FOR RACE PACKET PICKUP:

1. Government-issued photo identification document (E.g. passport, driver license)
 2. Your Race pass, printed or on your phone
 3. Your ticket, printed or on your phone
- If you received a green race pass and have a race number, proceed to the packet pickup area.
- If you received a yellow race pass and did not receive a race number, go to the Athlete Solutions Desk.

PICKING UP YOUR RACE PACKET

1. Scan your QR code.
2. Show your photo ID.
3. Look over your personal information on the envelope, verify that all your data is correct, and that the race packet belongs to you. Go through the contents of the envelope to check the correct numbers are in the envelope. Your packet should include:
 - Bike number with timing chip. Do not bend the bike number. Bending the bike number may cause the timing chip to break and not record your time. Be careful!
 - 2 twist ties to attach your bike number to the front of your bike.
 - Jersey number, which you attach to your jersey's back pockets (on your non-dominant side)
 - 4 safety pins.
 - Profile sticker, which you attach to your bike's top tube.
4. You will get the participant wristband attached to your wrist.
5. If you need to make any data changes, visit the Athlete Solutions Desk before you leave the expo to fix the data.
6. Keep your race packet easily accessible, and proceed to the goodie bag and race jersey pickup. When you receive each item, your friendly GFNY volunteers will mark your envelope that you've received the items.
7. If you need to try on or exchange your jersey, stop by Jersey Exchange, it has a fitting room and mirror for your convenience.

If you have any questions, we have a dedicated Information Desk aside the Athlete Solutions Desk. You may have questions about the race course, about the rules, or categories, but the volunteer at Packet Pickup or Jersey Exchange may not have all the race details, please visit us at the Information Desk. We are here and looking forward to answering your questions.

CORRECT BIB NUMBER & BIKE PLATE PLACEMENT



ATTACH THE BIKE PLATE TO THE FRONT OF YOUR HANDLEBARS. Make sure the number is fully visible and not obstructed by cables or your computer. Do not bend or modify your bike number. The timing chip will only work if the bike plate is positioned as shown.

THE GFNY JERSEY YOU RECEIVED AT PACKET PICKUP IS MANDATORY ATTIRE FOR THE RACE.



ATTACH THE BIB NUMBER ON THE BACK POCKETS OF YOUR MANDATORY GFNY JERSEY. Attach the bib number on your non-dominant side. If you're right-handed, attach the bib number on your left and center pockets.





ATTACH THE PROFILE STICKER ON THE TOP TUBE, AT THE HEAD TUBE. The profile sticker provides easy reference for important points along the race course.

INCORRECT BIB NUMBER & BIKE PLATE PLACEMENT



NO



OFFICIAL RACE JERSEY

GFNY Kuala Lumpur jersey – mandatory race attire for GFNY Kuala Lumpur, included in your entry fee.



GFNY GEAR // GFNY KIT

GFNY Kuala Lumpur & GFNY gear will be available for purchase at the GFNY Kuala Lumpur expo.



SUPPORTERS

At GFNY, we know the dedication to achieve goals and reach the finish line is not just solely the athlete's, but also involves family, partners, and friends - the people in our lives who support their athlete each day throughout the journey to the race's start line and finish line - through the training, the planning, the logistics, the travel.

We want to bring the GFNY Supporters into the race week experience as much as possible! Below please find some important safety and logistics information, as well as helpful advice to make the race week experience as enjoyable as possible.

EXPO

Family members and friends are welcome to join GFNY riders at packet pickup.

AT THE START

Supporters, family members and friends are welcome to join us at our start line to support our riders.

ON THE COURSE

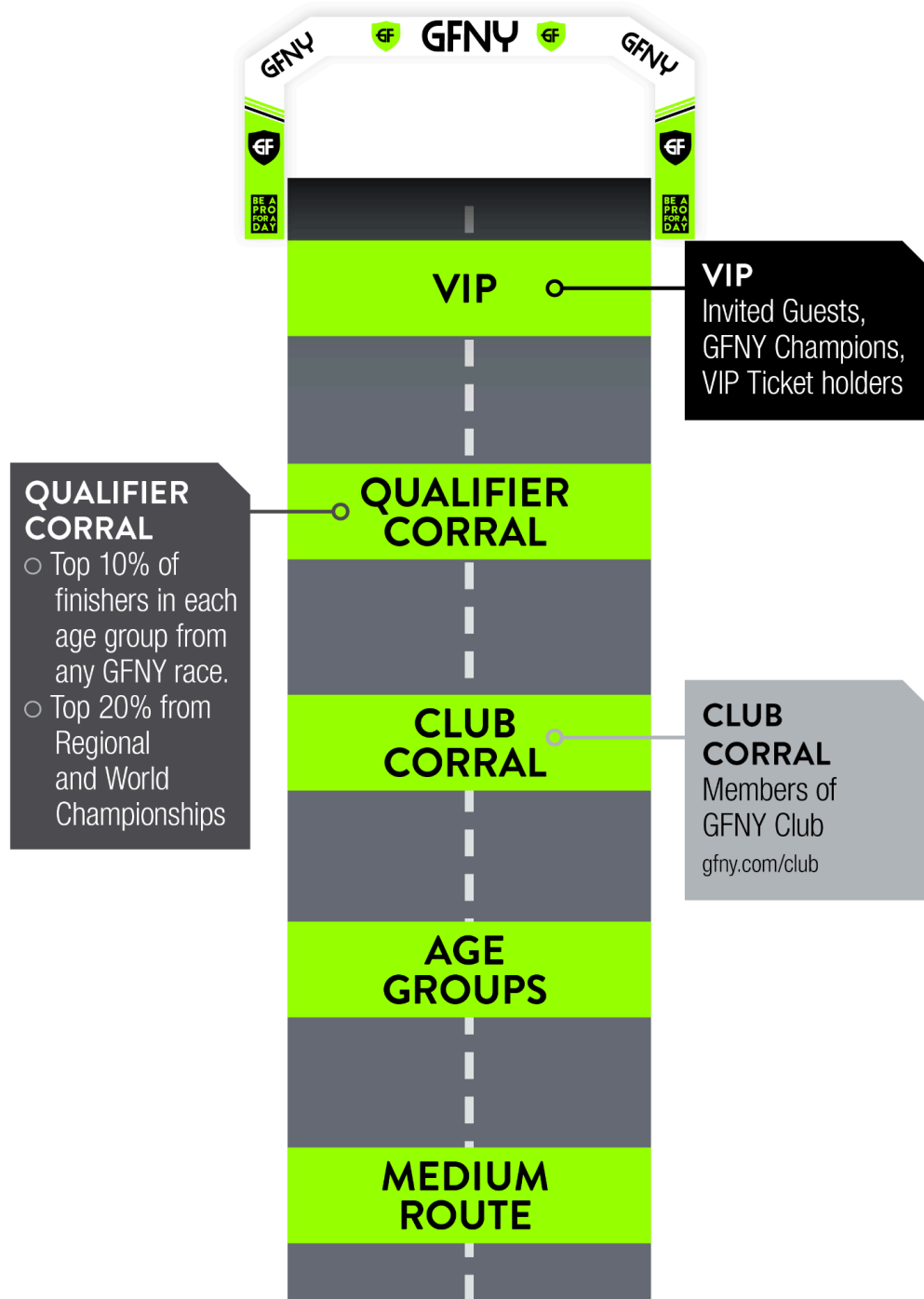
For supporters, family members and friends who wish to see the riders on the course, we recommend going to <https://maps.app.goo.gl/5uKWDY8tiRA2exfNA> Plaza Tugu Negara at Pesiaran Sultan Salahuddin, Kuala Lumpur, 50480 Kuala Lumpur, Wilayah Persekutuan where you can see the riders at KM 33.1, while enjoying the park at the same time.

FINISH LINE

Supporters, family members and friends are welcome to join us at our finish line to support our riders.

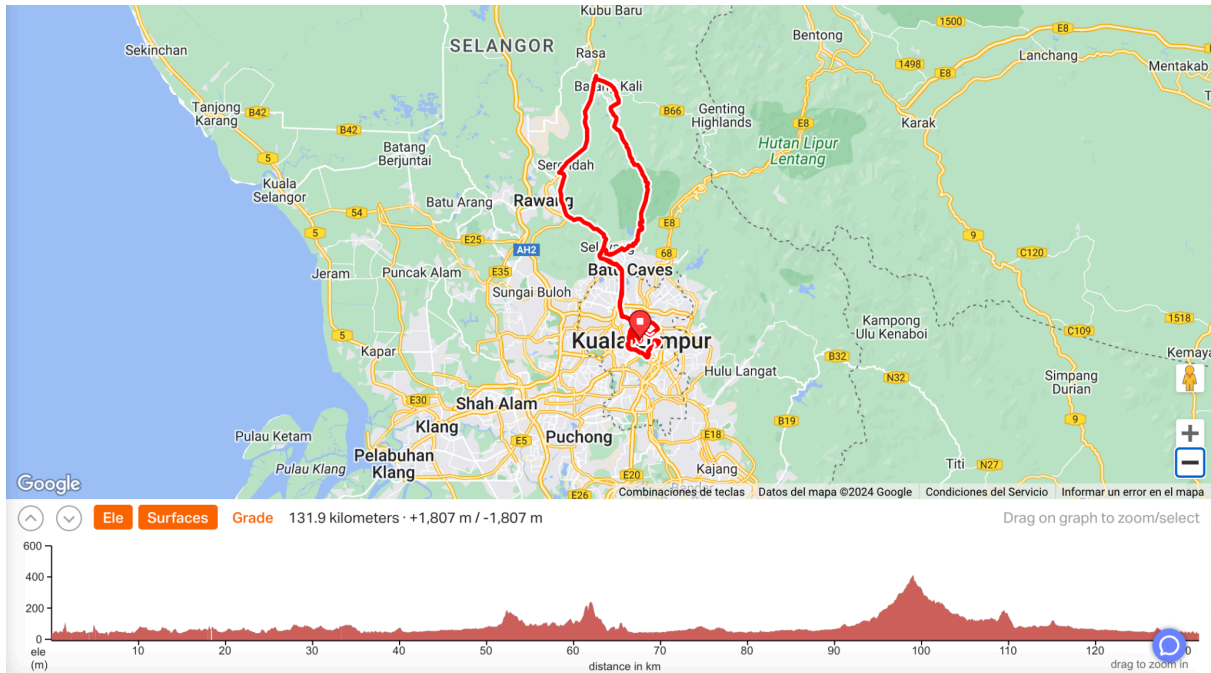
THE START

Race numbers are assigned by ticket type, qualification status, age group and distance. You can start with your friends if they are allocated to the same start corral as you. If they are in a different start corral, you can move back to start with them, but they cannot move forward to join you. “Jumping” forward a corral (starting in a corral not assigned to your number) will result in a 10-minute penalty added to your finish time.



LONG COURSE

View and download the long course to your GPS here: <https://ridewithgps.com/routes/46247485>

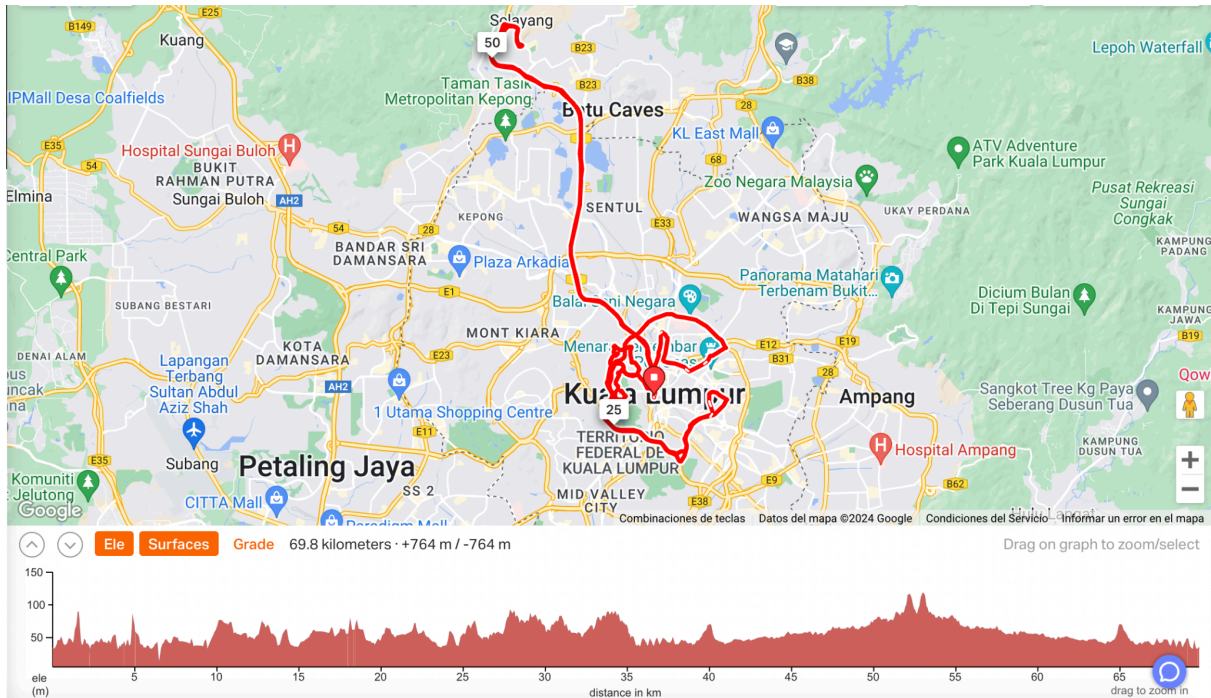


LONG COURSE IS A COMPETITION: Only the finishers of the long course are eligible for category rankings and Overall and Podium awards. If you want to race and be ranked in your category, you must complete the long course.

Top 10% of GFNY Kuala Lumpur finishers in each age group earn a spot in the Qualifier Corral at every GFNY race for 380 days.

MEDIUM COURSE

View and download the medium course to your GPS here: <https://ridewithgps.com/routes/46247698>



MEDIUM COURSE IS NOT A COMPETITION: The riders of the medium course will be provided their start-to-finish time, but will not be ranked by finish time. All finish times will be listed in alphabetical order.

IMPORTANT RACE INFORMATION

ALWAYS STAY TO THE LEFT

You must always stay as far to the left as possible to leave space for other cyclists to pass. You must always stay in the left-hand lane. Never cross the centerline. If you don't have space to pass, then you must stay behind, and not pass.

FOLLOW VEHICLES PROHIBITED

GFNY Kuala Lumpur riders have full course support from the race organization. Imagine all riders having their own personal support car - the traffic it would create, the bad rider experience, and above all the unsafe conditions. **Private support vehicles are not permitted and any riders having support cars causing unsafe conditions for other cyclists and traffic impacts will be disqualified from the race.** Plus, several parts of the course are fully closed to cars.

Please be assured that we take our riders' safety as a top priority, and for this reason private or personal support cars are not permitted for any rider. GFNY takes care of the riders on the race course.

NO PERSONAL ASSISTANCE

GFNY Kuala Lumpur riders are not permitted to receive outside assistance. Outside assistance from non-participants, private support vehicles or in any location outside of official race aid stations is prohibited.

CUTOFF

Race cutoff for the whole course is 6 hours. The course cutoff times are determined by the Kuala Lumpur authorities.

The cutoff to enter the long course, at KM 50.8 is 9:00AM. Riders who reach this point at 9:01 and later will be routed to the medium course.

COURSE SPLIT

The GFNY Kuala Lumpur course splits at kilometer 50.8. Medium course riders will take the left exit to take Persiaran 1 to WaterStation2 at KM52.6 before heading back to the finish. While the Long course riders will continue straight on Jalan Kuching towards the Rawang Bypass & Ulu Yam before heading back to the finish. Our riders will see the following sign located in the course just before the split.



AID STATIONS

Aid stations are located at kilometers: **35.8, 52.6/114.7, 67.4 and 87.4** along the course, as well as at the finish line.

Each aid station will provide water, electrolyte drink, soda and basic food to keep you fueled through the race. If you have any special nutritional needs, we encourage you to bring your own race nutrition, and enough to last you for the entirety of the race.

Note that in cycling, there is no handing-on-the-fly at aid stations. You will need to stop at aid stations if you need to refill your water bottle or grab something to eat. Note that receiving aid from someone standing at the side of the road who is not affiliated with the race, or from a non-official/neutral vehicle is against the rules and can lead to disqualification. Do not accept outside assistance, it is against GFNY Kuala Lumpur rules. You can accept assistance from official GFNY staff and volunteers on the course, either at the aid stations or the neutral rolling support vehicles.

MEDICAL

Aid stations will have basic medical supplies. In case you have a small crash on the course and road rash and just want to clean a wound and continue, you will be able to do this at the aid stations.

If you witness a serious crash that requires an emergency medical call, you must stop and call **999**. Remember that you are obliged to stop and offer assistance unless there are already at least 3 people helping. You can continue if a) the rider is fine or b) the medical personnel arrives.

At the Finish Line, there will be an EMS unit stationed.

MECHANICAL

Bring tools and spare tubes in order to be able to quickly fix your bike issue and continue with the event. Put on new tires to minimize the risk of a puncture; old tires are much more likely to get punctures than new tires.

Mechanical assistance is available at the start line and one mechanic who will be rolling.

TIMING

GFNY Kuala Lumpur is timed from start to finish. Results will be available in your gfny.cc account immediately following the race. You will also be able to see your race results at gfny.cc/results/. If you have any questions about your result, please consult with the timers directly at the finish line or via email to kualalumpur@gfny.com

The disposable timing chips are attached to the back of your bike plate. Make sure to attach the bike plate at the front of your bike and not bend your race number so the timing chip is read correctly at the checkpoints along the course.

RULES

Please be sure to read the race rules, found at kualalumpur.gfny.com/rules to get familiar with them.

RACE HOTLINE

Every GFNY Kuala Lumpur participant will get the official race wristband attached to their wrist at the time of packet pickup. On the wristband, you will find the race hotline number. In case you have a mechanical or need to abandon your race, you can call the number and we will pick you up with one of our vans. We will need to know your name, participant number and distance # or another way of finding your location.

In case of an emergency, call **999**. The Hotline number is for non-life-threatening calls for a van pickup.

COMPETITION

Only the finishers of the long course are eligible for category rankings and Overall and Podium awards.

The riders of the medium course will be provided their start-to-finish time but will not be ranked by finish time. All finish times will be listed in alphabetical order.

ENVIRONMENT

GFNY is committed to protecting the environment. Any discarding of trash or food outside the

designated trash receptacles at the aid stations or “eco zones” is prohibited and can lead to a time penalty or disqualification and a lifelong ban at GFNY.

Please refer to point 8 of the GFNY Kuala Lumpur rules (<https://kualalumpur.gfny.com/rules/>).

Aid stations are Eco Zones. GFNY aid station teams clean up the area all around their aid station, and we have Eco bins for riders. Eco bins are placed before and after the station if you want to get rid of your trash from your pockets, you don't have to go into the aid station, you can drop your trash into the Eco bins. Do not throw trash outside of designated Eco Zones.

And we provide jerseys to all riders that have side pockets to provide extra space for holding trash until the next aid station.

You can read more about the Eco initiatives that GFNY has undertaken at gfny.com/environment.

RESTROOMS

Restrooms are situated at the start, aid station 2 & 3 and at the finish line.

RACING IN HEAT

Heat and humidity affect all riders differently. It is important to plan your heat strategy and prepare yourself and your options. Having a heat strategy is particularly important if you live in a different climate than the race.

Don't go into the race day dehydrated. In the days before a race you are focused on race prep, which means you are out of your routine and may not eat or drink as usual. Travel to a race may also impact your eating and drinking routine. Avoid dehydration during race prep and travel days. If your schedule is flexible, consider arriving at the race location a few days early for your body to acclimate to the heat as much as it can.

Your GFNY race jersey, which is mandatory attire for the race, is made of lightweight, highly breathable materials to keep your core as cool as possible and wick away perspiration to keep you comfortable, while also offering sun protection.

Use sunscreen.

In the race, adjust your effort level if you start to overheat, since the harder you work, the more body heat you generate. Slowing down a bit may make your race more successful by keeping your body heat down and energy levels up, allowing you to eat and drink easier and avoid stomach issues. Stop at the aid stations and pour water on your head and body to cool off.

Be prepared with action steps to manage yourself in the heat.

1. Drink water, don't let yourself become dehydrated.
2. Refill your water bottle at the aid stations, to not be at risk of running out of water. If you do run out of water, ride to the closest aid station to get the water you need.
3. Keep your body temperature in check by pouring water over your body and head to cool off.
4. Decrease your effort level so your body does not generate as much heat.
5. Stay in the shade whenever possible.
6. Protect your skin with sunscreen.

HOTEL AND TRAVEL ASSISTANCE

For assistance from the GFNY Kuala Lumpur in your hotels and travel bookings and research please write to us using the following link - <https://kualalumpur.gfny.com> or email enquiries directly to malaysia@gfny.com

CODE OF CONDUCT

KEEP THESE RULES IN MIND IN ORDER TO AVOID
TIME PENALTIES OR DISQUALIFICATION

NO AREOBARS



**WEAR THE
OFFICIAL
JERSEY AND
WRISTBAND**

**STAY ON YOUR
SIDE OF THE
ROAD**



**NO OUTSIDE
ASSISTANCE**



NO PUBLIC URINATION

NO HEADPHONES

**OFFER FIRST
AID ASSISTANCE**



**RESPECT STAFF,
VOLUNTEERS,
SPECTATORS,
AND FELLOW
RIDERS**

**NO LITTERING.
USE ECO ZONES**



**OBEY POLICE
AND STAFF
INSTRUCTIONS**

**FOLLOW
THE COURSE**



**BE A GOOD
GUEST, RESPECT
THE HOST
COMMUNITY**

AFTER THE RACE

REFRESHMENT

At the finish line there will be a tent with water, soda and basic food to refuel you.

POST-RACE MEAL & BIKE PARKING

Each rider receives a complimentary meal after the race; make sure you wear your wristband; it serves as your meal ticket. The post race meal is held at [DATARAN MERDEKA](#). If you choose to eat directly after finishing the race, please note that BIKE PARKING IS MANDATORY utilize the provided bike racks for self-parking.

AWARDS

At 11:45AM to 12:45PM, the Awards Ceremony will take place at the [DATARAN MERDEKA](#).

EXPO

The GFNY KL expo is open on Sunday after the race, stop by to visit the GFNY exhibitors.

MEDALS AND QUALIFICATION

OFFICIAL GFNY KUALA LUMPUR FINISHER MEDAL

All riders will receive their GFNY Kuala Lumpur medal at the finish line.



QUALIFICATION

Top 10 % of finishers in each age group qualify for racer corral at the GFNY World Championship NYC in May and GFNY World races for 380 days.

GFNY 3xYEAR MEDAL

Your racing just got a whole lot more rewarding! Besides the great GFNY Kuala Lumpur medal that you'll receive at the finish line of GFNY Kuala Lumpur 2024, you also earn a "finish" towards earning the 3x2024 medal. Finish 3 GFNYs (for example: Kuala Lumpur, NYC, Bali) in 2024 to earn this beautiful, brag-worthy medal.

GFNY 10x / 20x / 30x / 40x MEDAL

For every 10 GFNYs that you finish (counting from the first GFNY in 2011), you will get special 10x / 20x / 30x / 40x medals.

PICKUP MULTI FINISHER MEDALS

Multi finisher cyclists will be called to the podium to receive the medal in two opportunities, you can choose either one of them to pick it up. 30 minutes before the awards ceremony or after the race awards ceremony ends.



OFFICIAL GFNY 10x 20x 30x 40x MEDALS

OFFICIAL PHOTOGRAPHY: SPORTOGRAF

Don't forget to smile! Sportograf is the official photography service of GFNY Kuala Lumpur with photographers stationed along the course and on motos. No one takes better pictures of you. Get a Photo-Flat package including at least 10 personal photos and all event pictures for only \$29.99. Visit <https://www.sportograf.com/es/event/12054> after the race to view and purchase your race photos.





GFNY
KUALA LUMPUR

kualalumpur.GFNY.com